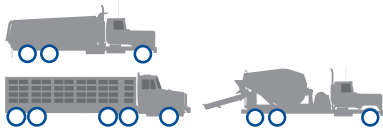


GI-368

EXCELLENT CARRYING CAPACITY FOR HEAVY LOADS OFF-ROAD

ON/OFF APPLICATION


385/65R22.5
425/65R22.5
445/65R22.5




The **GI-368** is Falken's open-shoulder wide-base tire offering that's packed with features to ensure casing protection and extend the life of the tread rubber. This tire can withstand harsh off-road conditions and rugged road surfaces through its innovative compound engineered to combat tread tearing. The GI-368 provides resistance to cut and chipping while also delivering solid on-road traction and stability.



WIDE FOOTPRINT WITH DEEP TREAD DEPTH
optimizes biting edges and traction.



CURB GUARD ON SIDEWALLS
protects the casing from in-service damage.



FOUR STEEL BELTS
enhance puncture resistance and improve retreadability.



CUT AND CHIP RESISTANT TREAD COMPOUND
is comprised of a much softer compound that is flexible, preventing puncture during ride on rough terrain.

Size	Ply-Rating/ Load Range	Item #	Single Load Index	Dual Load Index	OD (in)	S.L.R. (in)	Buff Radius	Overall Width (in)	RPM	Tread Depth (in)	Weight		Max Speed (MPH)	Single Load Limit		Dual Load Limit	
											lbs.	kg		lbs./PSI	kg/kPa	lbs./PSI	kg/kPa
385/65R22.5	18/J	62589918	160		42.5	19.6	30	14.8	489	24/32	166	75	68	9370@120	4250@830		
425/65R22.5	20/L	62589979	165		44.6	20.5	30	16.3	469	24/32	190	86	68	11400@120	5150@825		
445/65R22.5	20/L	62671845	168		45.5	20.8	38	17.4	459	24/32	201	91	68	12300@120	5600@830		

Product images are for illustrative purposes only. Tread design, technical information and tire construction subject to change without notice and may vary by size.