



Legend:

			
3G Casing	SmartWay Verified	With TPMS Sensor	Retread Available

PRODUCT FEATURES ABOVE ONLY APPLY TO PRODUCTS IF THE MATCHING ICON IS DARKENED.

HSR2

Regional All-Position

 GOODS  PEOPLE  CONSTRUCTION



PRODUCT DATA



TIRE SIZE	LOAD RANGE	ARTICLE NUMBER	TREAD DEPTH (32nds)	MAX SPEED (MPH)	STATIC LOADED RADIUS		OVERALL INFLATED DIAMETER		OVERALL INFLATED WIDTH		LOADED SECTION WIDTH		APPROVED RIM(S)	MINIMUM DUAL SPACING		REVS PER UNIT		TIRE WEIGHT		MAX. LOAD @ INFLATION	
					IN	MM	IN	MM	IN	MM	IN	MM		IN	MM	MI	KM	LB	KG	SINGLE	DUAL
10R22.5	G	05686570000	20	75	18.8	478	40.0	1016	10.0	254	10.8	274	7.50, 6.75, 8.25	11.4	290	518	322	105	48	5675, 115 (2575, 790)	5355, 115 (2430, 790)

TUBELESS TIRES ON 15 DEGREE DROP CENTER RIMS

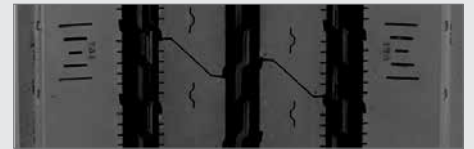
Note - Rim listed first is the measuring rim. Minimum Dual Spacing calculated without chains. * - ECE Certified. # - Exceeding the lawful speed limit is neither recommended nor endorsed. Overall widths will change 0.1 inch (2.5 mm) for each 1/4 inch change in rim width. Minimum dual spacing should be adjusted accordingly. Continental Tire the Americas, LLC reserves the right to change product specifications at any time without notice or obligations. Please consult rim manufacturers load and inflation limits. Never exceed rim manufacturers limits without permission of component manufacturer.



23/32" deep **improved cut and chip resistant tread compound** for optimal performance.



Protective curb rib for high scrub applications.



Patented innovative groove technology leads to minimum stone retention, extending casing life.

Patented groove geometry for better resistance to cracking and tearing.

Applications: Regional hauling and on/off road, all-position.